



HIGH QUALITY ENERGY-SAVING
LED LIGHTING SOLUTIONS



Luxlite is a manufacturer of high quality LED lighting & supplies exclusively to the electrical wholesale market. At our Head Office in Lancashire, we have an extensive range of products available for next day delivery on all orders placed by 3.30pm.

We pride ourselves on excellent customer service through our fantastic, experienced sales team, ensuring long term relationships with customers. Our customers can rely on us for a friendly, professional service with great product knowledge and technical support.





About LED

LEDs are “directional” light sources, which means they emit light in a specific direction, unlike incandescent and compact fluorescent lamps, which emit light and heat in all directions. For this reason, LED lighting is able to use light and energy more efficiently in many applications.

LEDs are extremely energy efficient and consume up to 90% less power than incandescent lamps. Since LEDs use only a fraction of the energy of an incandescent light there is a dramatic decrease in power costs. Also, money and energy is saved in maintenance and replacement costs due to the long LED lifespan.

Compared to traditional incandescent, energy-efficient light lamps such as halogen incandescent, compact fluorescent lamps (CFLs), and light emitting diodes (LEDs) have the following advantages: Typically use about 25%-80% less energy than traditional incandescent, saving you money.

The electricity used over the lifetime of a single incandescent bulb costs 5 to 10 times the original purchase price of the lamp itself. Light Emitting Diode

Brightness	220+	400+	700+	900+	1300+
Halogen	18W	28W	42W	53W	70W
LED	4W	6W	10W	13W	18W
CFL	6W	9W	12W	15W	20W
Standard	25W	40W	60W	75W	100W

(LED) and Compact Fluorescent Lights (CFL) bulbs have revolutionized energy-efficient lighting. CFLs are simply miniature versions of full-sized fluorescents.

Floodlights	6-9
LED Bulkheads	10
UFO High Bays	11
LED Low Bay	13
LED Corn Lamps	14
Empty Low Bay Body	14
P-Series ECO Slim LED Batten	15
Pop Pack LED Batten	17
E-Series NCF's	18-19
Circular & Square LED Panel Lights	20
Halo Circular LED Panels (Ip44)	21
Borderline LED Panel	23
LED Panel	24
SMD2216 Series	25-27
SMD2835 Series	28-33
SMD3014 Series	34-35
SMD5050 Series	36-42
SMD3838 Series	43-44
RF Controller Series	45-47
Solder Free LED Strip Connectors	48
Stripping Free Wire Connector / Joint	49
Aluminium Profile For LED Strips	50
Specialist Profiles For LED Strips	51
Aluminium Profile Accessories	51
24V IP67 LED Drivers	52
8W Dimmable, IP65 LED Fire Rated Downlight, CCT Switchable	53
LED Replacement Lamps	54-57
Outdoor Up & Down Light Range - GU10	58-59

Our new range of driverless, super slim, stylish yet robust floodlights offer a one stop solution for any floodlighting application. High impact, IK07 toughened glass, 1m H05RN-F cable, 3 years warranty and a range of plug-in attachments. PIR, PhotoCell & a remote control combi sensor with remote override available. Coloured and RGB versions also available.

Code	Watts	Colour	Lumens	Size (mm)	IP Rate
10WFLWW-AC	10W	2700K	800	103x83x22	IP65
10WFLCW-AC	10W	4500K	800	103x83x23	IP65
10WFLDL-AC	10W	6500K	800	103x83x24	IP65
10WFLRE-AC	10W	RED	639	103x83x25	IP65
10WFLGR-AC	10W	GREEN	639	103x83x26	IP65
10WFLBL-AC	10W	BLUE	639	103x83x27	IP65

Code	Watts	Colour	Lumens	Size (mm)	IP Rate
20WFLWW-AC	20W	2700K	1,600	159x121x25	IP65
20WFLCW-AC	20W	4500K	1,600	159x121x25	IP65
20WFLDL-AC	20W	6500K	1,600	159x121x25	IP65

Code	Watts	Colour	Lumens	Size (mm)	IP Rate
30WFLWW-AC	30W	2700K	2,400	159x121x25	IP65
30WFLCW-AC	30W	4500K	2,400	159x121x25	IP65
30WFLDL-AC	30W	6500K	2,400	159x121x25	IP65
30WFLRE-AC	30W	RED	1,920	159x121x25	IP65
30WFLGR-AC	30W	GREEN	1,920	159x121x25	IP65
30WFLBL-AC	30W	BLUE	1,920	159x121x25	IP65
30WFLRGB-AC	30W	RGB	1,920	159x121x25	IP65



Code	Watts	Colour	Lumens	Size (mm)	IP Rate
50WFLWW-AC	50W	2700K	4,000	205x159x29	IP65
50WFLCW-AC	50W	4500K	4,000	205x159x29	IP65
50WFLDL-AC	50W	6500K	4,000	205x159x29	IP65
50WFLRE-AC	50W	RED	3,200	205x159x29	IP65
50WFLGR-AC	50W	GREEN	3,200	205x159x29	IP65
50WFLBL-AC	50W	BLUE	3,200	205x159x29	IP65
50WFLRGB-AC	50W	RGB	3,200	205x159x29	IP65

Code	Watts	Colour	Lumens	Size (mm)	IP Rate
100WFLWW-AC	100W	2700K	8,000	269x210x33	IP65
100WFLCW-AC	100W	4500K	8,000	269x210x33	IP65
100WFLDL-AC	100W	6500K	8,000	269x210x33	IP65



ATTACHMENTS FOR 10W - 100W AC LED FLOODLIGHTS

Code	Watts	Size (mm)	IP Rate
FLPIR-AC	10W-100W	60x42x29	IP65
FLPC-AC	10W-100W	60x42x30	IP65
FLRCPIRPC-AC	10W-100W	M/O	60x42x31

*M/O - Manual Override



Code	Watts	Colour	Lumens	Size (mm)	IP Rate
150WFLCW-AC	150W	4500K	12,000	380x279x38	IP65
150WFLDL-AC	150W	6500K	12,000	380x279x38	IP65
150WPCFLDL-AC	150W	6500K	12,000	380x279x38	IP65

*150WPCFLDL-AC - complete with integral Photocell

Code	Watts	Colour	Lumens	Size (mm)	IP Rate
200WFLWW-AC	200W	2700K	16,000	380x279x38	IP65
200WFLCW-AC	200W	4500K	16,000	380x279x38	IP65
200WFLDL-AC	200W	6500K	16,000	380x279x38	IP65
200WPCFLDL-AC	200W	6500K	16,000	380x279x38	IP65

*200WPCFLDL-AC - complete with integral Photocell

Code	Watts	Colour	Lumens	Size (mm)	IP Rate
300WFLWW-AC	300W	2700K	24,000	445x335x48	IP65
300WFLCW-AC	300W	4500K	24,000	445x335x48	IP65
300WFLDL-AC	300W	6500K	24,000	445x335x48	IP65

*All of our driverless AC LED floodlights have min/max operating temperature of -25 / +50 degrees C



MARINE GRADE ASA LED FLOODLIGHTS

Our range of high lumen output flood lights are ideal for coastal environments and harsh weather conditions. Due to the voltage input range being 85-265V the fitting can be used in 110V applications. This product is a non-corrosive flood light, this is due to the properties of its body. Materials Body – ASA Plastic. ASA does not breakdown under UV & does not suffer from most chemicals including Chlorine. Heat sink – Aluminium 6063 Grade. Cable – 1M H07RN-F 3C Rubber. All screws and bolts are 316 grade stainless steel



Code	Watts	Colour	Lumen	Size (mm)
10W				
10WFLWWP-B	10W	2700K	940	179x133x57
10WFLCWP-B		4500K	1,000	
30W				
30WFLWWP-B	30W	2700K	2,800	215x177x82
30WFLCWP-B		4500K	3,000	
30WFLDLP-B		6500K	3,000	
50W				
50WFLWWP-B	50W	2700K	4,780	250x195x82
50WFLCWP-B		4500K	5,000	
50WFLDLP-B		6500K	5,000	
80W				
80WFLWWP-B	80W	2700K	7,600	288x248x113
80WFLCWP-B		4500K	8,000	
80WFLDLP-B		6500K	8,000	
100W				
100WFLDLP-B	100W	6500K	10,000	288x248x113
160W				
160WFLDLP-B	160W	6500K	16,000	420x338x183
200W				
200WFLCWP-B	200W	4500K	20,000	420x338x183
200WFLDLP-B		6500K		



We offer a wide range of LED surface bulkhead fittings, which are available in various configurations including standard, microwave, emergency, microwave & emergency and corridor function. They are all IP65, and boast up to 1,400 lumens. These fittings can be wall or ceiling mounted & have knockouts on the base / side of the fitting*.

MINI LED POLO FITTING / 2D REPLACEMENT

Code	Watts	Description	Lumen	Size (Mm)
CSL10-27		Mini 2700K Polo fitting Standard		
CSL10-45	10W	Mini 4500K Polo fitting Standard	850	271x92
CSL10-65		Mini 6500K Polo fitting Standard		
CSL10-BEZPC	N/A	Polished Chrome Bezel for CSL10 Polo fitting	N/A	N/A

LED POLO FITTING / 2D REPLACEMENT

Code	Watts	Description	Lumen	Size (Mm)
CSL15-45		4500K Polo fitting Standard		
CSL15-45EM		4500K Polo fitting Emergency		
CSL15-45MEM	15W	4500K Polo fitting Microwave & Emergency	1,400	325x100
CSL15-45M		4500K Polo fitting Microwave		
CSL15-45CF		4500K Polo fitting Corridor Function		
CSL15-BEZPC	N/A	Polished Chrome Bezel for CSL15 Polo fitting	N/A	N/A



LED CIRCULAR SURFACE BULKHEAD

Code	Watts	Description	Lumen	Size (Mm)
CBL18-45		Circular Surface LED Bulkhead, 4500k		
CBL18-45EM	18W	Circular Surface LED Bulkhead c/w Emergency, 4500k	1,400	282mmx83mm
CBL18-45M		Circular Surface LED Bulkhead c/w Microwave, 4500k		
CBL18-45MEM		Circular Surface LED Bulkhead c/w Microwave & Emergency 4500		

9W WALL / CEILING LIGHT

Code	Watts	Colour	Lumen	Voltage	Size (Mm)
LUX-BH9W	9W	4500K	700	180-240V	265mmx115mmx91mm
LUX-BH9WPIR					

*Available in Black or White



Our range of UFO high bays come with a high quality driver and Lumiled LED chip set from Philips offering exceptional 130lm/w performance. The fittings are IP65, IK08, 1-10V Dimmable & come with a TP(a) polycarbonate diffuser as standard.

UFO HIGH BAYS

Our brand new range of UFO High Bays come with a high quality driver and Philips LED chips. It is IP65, IK08 Impact rated & 1-10V dimmable as standard.

Code	Watts	Colour	Lumen	Beam	Size (Mm)
UFO100W-65K	100W		13,000		280x169
UFO150W-65K	150W	6500K	19,500	120	340x160
UFO200W-65K	200W		26,000		400x169

*Emergency and microwave sensor options also available



OPTIONAL UFO REFLECTOR

Code	Watts	Description
UFO-100PCREF	100W	Polycarbonate reflector - Narrow Beam
UFO-150PCREF	150W	Polycarbonate reflector - Narrow Beam
UFO-200PCREF	200W	Polycarbonate reflector - Narrow Beam
UFO-100WALREF	100W	Aluminium Reflector
UFO-150WALREF	150W	Aluminium Reflector
UFO-200WALREF	200W	Aluminium Reflector





LED LOW BAY

LED LOW BAY

C/W Meanwell Driver & Opal Sheet

We also offer an optional Opal diffuser for our Low Bays. This is perfect for situations where it is crucial the LED chips are not to be seen and assists with glare. The fittings all come with 4 x M6 eye bolts for suspension, quick cable connectors & full aluminium heat sink with mirror reflector.

Code	Watts	Colour	Lumen	Beam Angle	LxWxH (mm)
LB60-65	60W		7,200		600x287x98
LB120W-65N	120W		16,200		1198x285x65
LB180W-65N	180W	6500K	24,300	120°	1198x285x66
LB240-65	240W		30,000		
LB300-65	300W		36,000		1217x527x98

* For emergency versions add -EM or Microwave versions add -M
Spare opal sheets are available



- Ideal for replacing Son or HQI (Metal Halide) lamps in low bay & Hi-Bay fittings
- Can be used for many applications where high output is needed
- No need for an external power supply (LED Driver) as it is incorporated in the lamp
- There is an inbuilt fan for cooling
- If putting into an existing fitting with a gear tray you must disconnect and re-wire direct to the lamp holder.

Code	Watts	Colour	Lumen	Cap	Size (mm)		
20WE27CL-45	20W	4500K	2,000	ES	172x82		
20WCL-45				GES			
20WE27CL-65	20W	6500K	2,100	ES			
20WCL-65				GES			
30WE27CL-45	30W	4500K	3,150	ES		208x93	
30WCL-45				GES			
30WE27CL-65	30W	6500K	3,250	ES			
30WCL-65				GES			
40WE27CL-45	40W	4500K	4,000	ES	208x93		
40WCL-45				GES			
40WE27CL-65	40W	6500K	4,100	ES			
40WCL-65				GES			
60WCL-45	60W	4500K	5,950	GES		215x93	
60WCL-65		6500K	6,100	GES			
80WCL-45	80W	4500K	8,000	GES	250x120		
80WCL-65		6500K	8,100	GES			
100WCL-45	100W	4500K	10,500	GES			290x120
100WCL-65		6500K	11,000	GES			
120WCL-45	120W	4500K	12,000	GES		290x120	
120WCL-65		6500K	12,500	GES			
150WCL-45	150W	4500K	15,000	GES	290x120		
150WCL-65		6500K	15,500	GES			



EMPTY LOW BAY BODY

This product compliments our corn lamp range. It simply comes with an E40 GES lamp holder & aluminium reflector. Glass cover not included.

Code	EBLB
Description	Empty Body Low Bay
Dimensions	L580xW320xD170mm
Cap	E40
Material	Powder Coated Steel in White Finish



LED Batten Introduction

FEATURES:

1. Input Voltage: 165-265V AC;
2. Frequency: 50/60Hz
3. 2ft to 6ft from 18W to 55W
4. Light effect reach to 90LM/W
5. Color Temp 2700K to 6500K
6. CRI >80Ra 120° beam angle
7. LED chips : SMD2835
8. Polycarbonate base and diffuser
9. Easy installation with quick release brackets
10. Suspension kits available
11. Surface mounted or suspended
12. Up energy saving to 85%
13. Packing: color inner box+brown carton
14. IP20 only indoor use
15. Ambient Temperature: -25°C ~ +45°C

APPLICATIONS:

Suitable for supermarkets, commercial buildings, cabinets, store rooms, workshops, garages, carparks & warehouses etc.



Code	Power	Length	Lumen Output	Flicker or Not	LxWxH (mm)
LUX-LEDFTG 2FT18	18W	2FT	1620	Flicker Free	600x75x23
LUX-LEDFTG 3FT28	28W	3FT	2520		900x75x23
LUX-LEDFTG 4FT36	36W	4FT	3240		1200x75x23
LUX-LEDFTG 5FT45	45W	5FT	4050		1500x75x23
LUX-LEDFTG 6FT55	55W	6FT	4950		1800x75x23


* Available in 2700K, 4500K and 6500K. Just add 27 / 45 / 65 to the end of the code. Eg. LUX-LEDFTG5FT3645





POP PACK LED BATTEN

Offering easy installation and zero maintenance, whilst boasting 100lm/w, and a choice of 4500K and 6500K, this LED batten fitting really does offer an ideal alternative for replacing T5 and T8 fluorescent fittings. Available in single and twin outputs as well as standard and emergency options.



TECHNICAL DATA

- Input Voltage: AC175-265 V 50/60Hz
- Operation Voltage: DC36-42V
- Power Factor: PF>0.95
- Lumen Maintenance @6000h: >80%
- Switching cycle before failure: 100,000
- IP Rating: IP20
- Life Span: 50,000 hours
- Warranty: 3
- Operation Temperature: -15°C - +50°C
- Storage Temperature: -25°C - +55°C

DIMENSIONS (mm)

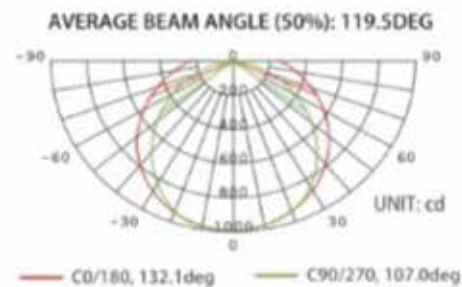


Code	A	B	C
PPB5FT35W	1500	50	54

Code	Watts	Input Voltage	LED Type	Beam Angle	Power Factor	Lumen	Lumen Efficiency	CRI	Product Size
PPB5FT35W	35W	AC175-265V	SMD2835	120°	PF>0.95	3500	100	Ra>80	150cm/5ft
PPB5FT60W	60W				PF>0.95	6000			

* For alternative options: Cool White - 4500K add / -45, Daylight - 6500K add / -65, Emergency add - EM, Microwave and Emergency add - MEM

PHOTOMETRY CURVE



NCF Introduction

FEATURES:

1. Input Voltage: 220-240V AC
2. Frequency: 50/60Hz
3. IP Rating: IP65 Class: I
4. Housing: PC, high impact resistant, IK08, glow wire testing 850 degrees
5. Diffuser: PC, high impact resistant, IK08, glow wire testing 850 degrees
6. Gear tray: metal plate for heat dissipation
7. LED chips : SMD2835
8. Stainless clips with screws
9. Gel gasket, ensure waterproof and dust-proof.
10. Cable: H05V-U 1x0.5mm² 105°C VDE CE ROHS
11. Cable gland: PG13.5 waterproof tightening gland
12. Fixation: stainless mounting brackets (2pcs)
13. Packing: inner box+user manual+brown carton
14. Installation: under ceiling or wall-mounted
15. Ambient Temperature: -25°C ~ +45°C
16. Certification: CE, ROHS approved

OPTIONS:

- Emergency kits
- DALi function
- Dimmable function(0-10V)
- Microwave sensor

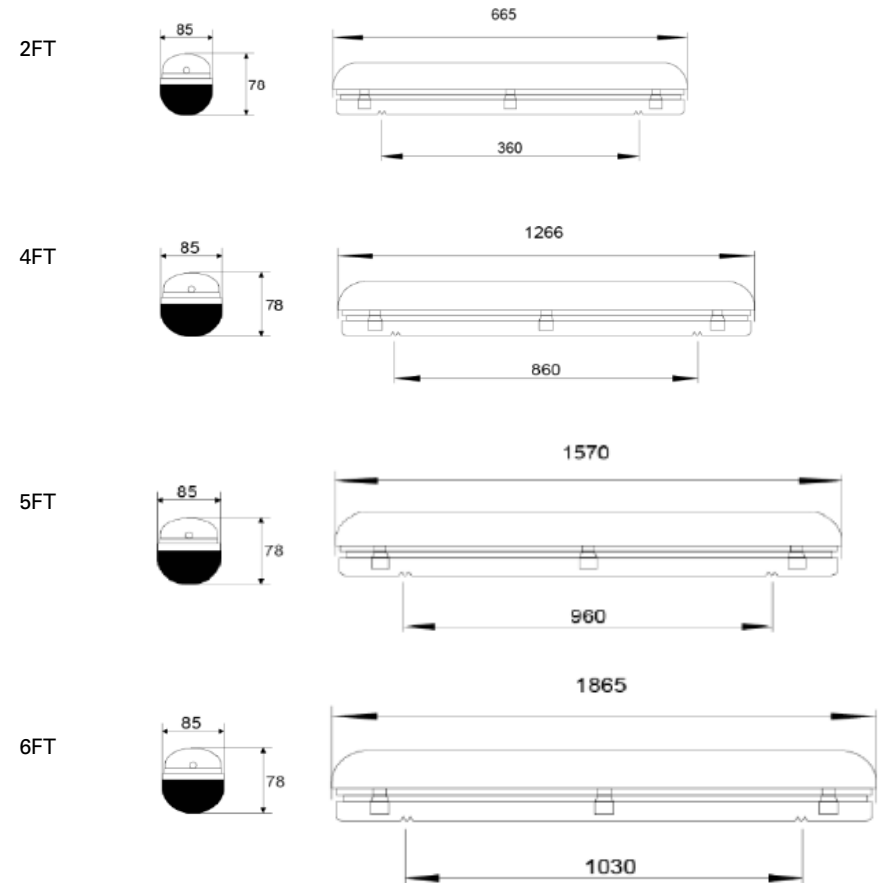
APPLICATIONS:

Suitable for supermarket, underground parking, warehouse, etc.



Code	Power	Length	Lumen Output	Diffuser	CCT	Material	IP Code	IK	Warranty
LUX-2FT12W NCF-65E	12W	2FT	1320	Opal	6500K	PC base + PC diffuser	IP65	IK08	3 YEARS
LUX-2FT24W NCF-65E	24W	2FT	2640	Opal	6500K	PC base + PC diffuser	IP65	IK08	3 YEARS
LUX-4FT20W NCF-65E	20W	4FT	2200	Opal	6500K	PC base + PC diffuser	IP65	IK08	3 YEARS
LUX-4FT40W NCF-65E	40W	4FT	4400	Opal	6500K	PC base + PC diffuser	IP65	IK08	3 YEARS
LUX-5FT30W NCF-65E	30W	5FT	3300	Opal	6500K	PC base + PC diffuser	IP65	IK08	3 YEARS
LUX-5FT60W NCF-65E	60W	5FT	6600	Opal	6500K	PC base + PC diffuser	IP65	IK08	3 YEARS
LUX-6FT45W NCF-65E	45W	6FT	4950	Opal	6500K	PC base + PC diffuser	IP65	IK08	3 YEARS
LUX-6FT90W NCF-65E	90W	6FT	9900	Opal	6500K	PC base + PC diffuser	IP65	IK08	3 YEARS

NCF Dimensions



Ultra slim range of circular & square LED panels lights for recessed applications in the home, office or commercial projects. Available in warm white, cool white & daylight with emergency options available.


CIRCULAR LED PANEL

Code	Watts	Colour	Lumen	Cut Out (mm)	Dia/Depth (mm)
LUX-ECPL6-27	6W	2700K	462	105	120x12
LUX-ECPL6-45		4500K			
LUX-ECPL6-65		6500K			
LUX-ECPL12-27	12W	2700K	924	155	170x12
LUX-ECPL12-45		4500K			
LUX-ECPL12-65		6500K			
LUX-ECPL18-27	18W	2700K	1386	225	210x12
LUX-ECPL18-45		4500K			
LUX-ECPL18-65		6500K			



SQUARE LED PANEL

Code	Watts	Colour	Lumen	Cut Out (mm)	Dia/Depth (mm)
LUX-ESPL6-27	6W	2700K	462	105	120x12
LUX-ESPL6-45		4500K			
LUX-ESPL6-65		6500K			
LUX-ESPL6-27	12W	2700K	924	155	170x12
LUX-ESPL6-45		4500K			
LUX-ESPL6-65		6500K			
LUX-ESPL6-27	18W	2700K	1,386	225	210x12
LUX-ESPL6-45		4500K			
LUX-ESPL6-65		6500K			



Code	Watts	Colour	Lumen	Cut-Out (mm)	Size (mm)
Blue HALO Circular Panel					
LUX-CPL8W-65BH	8W	6500K	650	110	145x13
LUX-CPL15W-65BH	15W		1,100	160	190x13
LUX-CPL22W-65BH	22W		1,800	210	240x13
Red HALO Circular Panel					
LUX-CPL8W-65RH	8W	6500K	650	110	145x13
LUX-CPL15W-65RH	15W		1,100	160	190x13
LUX-CPL22W-65RH	22W		1,800	210	240x13
Green HALO Circular Panel					
LUX-CPL8W-65GH	8W	6500K	650	110	145x13
LUX-CPL15W-65GH	15W		1,100	160	190x13
LUX-CPL22W-65GH	22W		1,800	210	240x13

BORDERLINE LED PANEL

- LED type: SMD
- CRI: Ra>80
- Beam angle: 120
- Voltage: DC28-42V
- Emergency versions available
- Complete with plug in driver
- DALI dimmable option available



Code	Watts	Colour	Lumen	Size (Mm)
LUX-BLP40W664-27		2700K	3,600	
LUX-BLP40W664-45	40W	4500K	3,800	595x595x11
LUX-BLP40W664-65		6500K	4,000	
LUX-BLP60W126-27		2700K	5,400	
LUX-BLP60W126-45	60W	4500K	5,700	1195x595x10
LUX-BLP60W126-65		6500K	6,000	
EMGPCK	Emergency pack for all LED panels			



LED PANEL

www.luxliteuk.com

We offer a range of LED panels which come in 600x600, 1200x300 & 1200x600 sizes. These panels are available in a variety of colour temperatures to suit every application & atmosphere.

All of our panels come equipped with a plug & play LED driver and can be recessed, suspended or surface mounted. Dimmable and emergency versions are also available, and can be converted with ease using our plug & play universal 3 hour emergency pack.

3 Year standard warranty, with a +2 year option, offering up to a 5 year warranty upon registration. Terms Apply*

Code	Watts	CCT	Lumen	Size (mm)
FPL36W664-27		2700K	3,400	
FPL36W664-45	36W	4500K	3,600	595x595x11
FPL36W664-65		6500K	3,600	
FPL60W126-27		2700K	5,800	
FPL60W126-45	60W	4500K	6,200	1195x595x11
FPL60W126-65		6500K	6,200	
FPL36W123-45		4500k	3,600	
FPL36W123-65	36W	6500k	3,600	1195x295x30
EMGPCK	Emergency Pack for all LED Panels			

*Flicker free drivers optional.



Professional 24V
LED Strip

**SMD2216
SERIES**



CTA SERIES

2216 CCT 2600K - 6200K Tunable 5m Pack

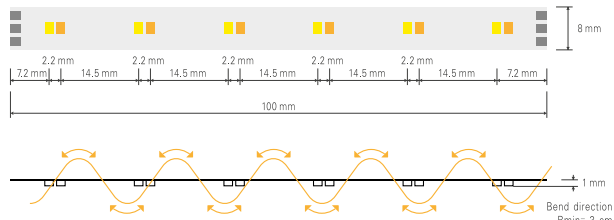


IP rate IP20 IP65

DC 12/24V CE UL Dimmable LM 80 Ra 90/95 120° 3 years



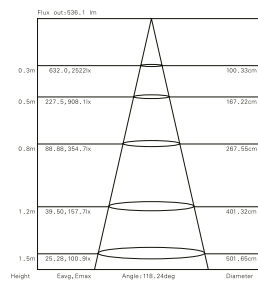
Dimensions & Available Lengths



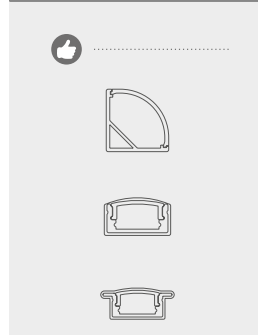
Electrical & Output Data

Model No.	LUX-10WIP20-5M-CCT	LUX-10WIP65-5M-CCT
Strip length (mm/x LED)	100mm / 12LED's	100mm / 12LED's
Number LED/m	120	120
Voltage (V)	24V	24V
Ra	80	80
Beam Angle	120	120
Power (W/m)	10	10
Lumen (lm/m)	698	698
PCB Width (mm)	8	8
IP Rating	IP20	IP65
Installation	3M VHB Self Adhesive / Mounting Clips / Aluminium Profile	

Illuminance Distribution



Aluminium Profiles



HIGH DENSITY

2216 High Density / Spotless Strip 5m Pack

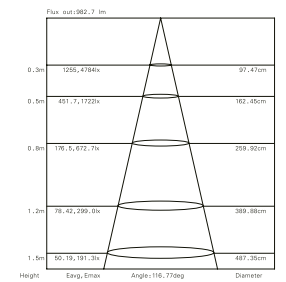


IP rate IP20

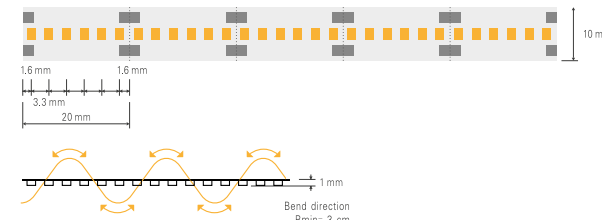
DC 12/24V CE UL Dimmable LM 80 Ra 90/95 120° 3 years



Illuminance Distribution



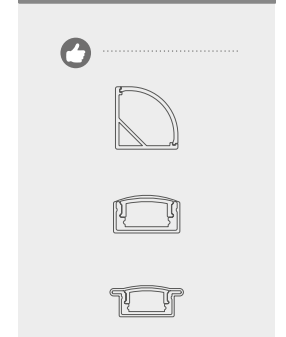
Dimensions & Available Lengths



Electrical & Output Data

Model No.	LUX-20WIP20-HD-5M-WW	LUX-20WIP20-HD-5M-CW
Strip length (mm/x LED)	20mm / 6 LED's	20mm / 6 LED's
Number LED/m	300	300
Voltage (V)	24V	24V
CCT	2700K	4500K
Ra	90	90
Beam Angle	120	120
Power (W/m)	20	20
Lumen (lm/m)	1,536	1,680
PCB Width (mm)	10	10
IP Rating	IP20	IP20
Installation	3M Self Adhesive / Mounting Clips / Aluminium Profile	

Aluminium Profiles



Light efficiency & Lumen Output

Luminaire efficiency (3000k)	90lm/W @Ra80
LED color	Ra80
◇ = Popular Color	✗ = Niche Color
2700K	◇ 1536lm
4000K	◇ 1680lm

SMD2835 SERIES

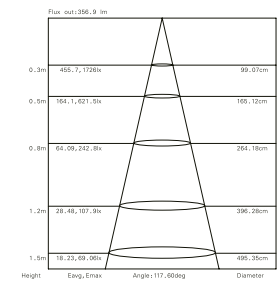


2835 TOP LEDs (30 LEDs/m)

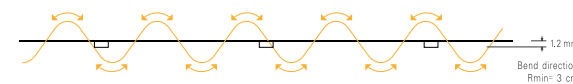
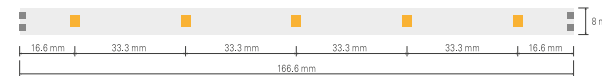
2835 LED Strip 5m Pack 30 LED



Illuminance Distribution



Dimensions & Available Lengths



Electrical & Output Data

Model No.	LUX-6W30IP20-5M-**	LUX-6W30IP65-5M-**
Strip length (mm/x LED)	166.6mm / 5 LED's	166.6mm / 5 LED's
Number LED/m	30	30
Voltage (V)	24V	24V
Ra	80	80
Beam Angle	120	120
Power (W/m)	6	6
Lumen (lm/m)	498	498
PCB Width (mm)	8	8
IP Rating	IP20	IP65
Installation	3M Self Adhesive / Mounting Clips / Aluminium Profile	

Aluminium Profiles



Light Efficiency & Lumen Output

Luminaire efficiency (3000k) 80lm/W @Ra90

LED color Ra90

◇ = Popular Color X = Niche Color

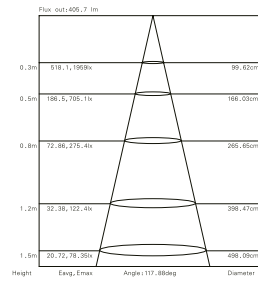
2700K	◇	498lm
4000K	◇	557lm
6000K	◇	539lm

*2700K add 'WW' / 4500K add 'CW' / 6500K add 'DL' / Blue add 'BLU' / Red add 'RED' / Green add 'GRE' / Yellow add 'YEL' / Purple add 'PUR'.

2835 LED Strip 5m Pack or 50m Roll 60 LED



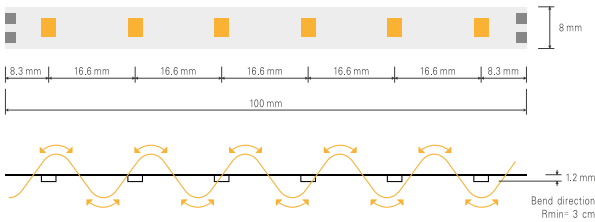
Illuminance Distribution



IP rate: IP20, IP65

DC 12/24V, CE, UL, Dimmable, LM 80, Ra 80/90/95, 120°, 3 years

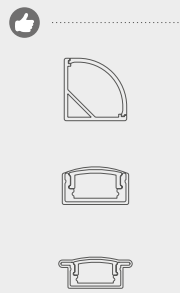
Dimensions & Available Lengths



Electrical & Output Data

Model No.	LUX-6WIP20-***	LUX-6WIP65-***
Strip length (mm/x LED)	100mm / 6 LED's	100mm / 6 LED's
Number LED/m	60	60
Voltage (V)	24V	24V
Ra	80	80
Beam Angle	120	120
Power (W/m)	5.8	5.8
Lumen (lm/m)	588	588
PCB Width (mm)	8	8
IP Rating	IP20	IP65
Installation	3M VHB self adhesive / Mounting Clips / Aluminium Profile	

Aluminium Profiles



Light Efficiency & Lumen Output

Luminaire efficiency (3000k)	95lm/W @Ra80
LED color	Ra80
◇ = Popular Color	✗ = Niche Color
2700K	◇ 525lm
4000K	◇ 588lm
6000K	◇ 569lm

3D LED STRIP

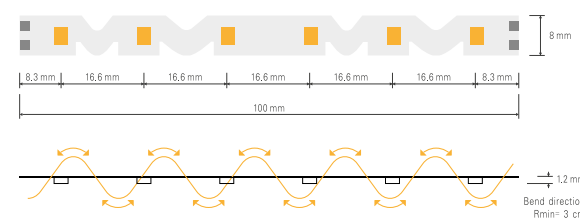
2835 3D / Zig Zag LED Strip



IP rate: IP20

DC 12/24V, CE, Dimmable, LM 80, Ra 80/90/95, 120°, 3 years

Dimensions & Available Lengths

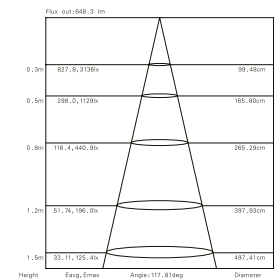


Electrical & Output Data

Model No.	LUX-9WIP20-3D-5M-**
Strip length (mm/x LED)	100mm / 6 LED's
Number LED/m	60
Voltage (V)	24V
Ra	80
Beam Angle	120
Power (W/m)	9
Lumen (lm/m)	765
PCB Width (mm)	8
IP Rating	IP20
Installation	3M Self Adhesive / Mounting Clips / Aluminium Profile



Illuminance Distribution



Light Efficiency & Lumen Output

Luminaire efficiency (3000k)	80lm/W @Ra90
LED color	Ra90
◇ = Popular Color	✗ = Niche Color
2700K	◇ 689lm
4000K	◇ 765lm
6000K	◇ 751lm

* For a 5m Pack add '5M' or '50M' for a 50m roll. For 2700K add 'WW' / 4500K add 'CW' / 6500K add 'DL'

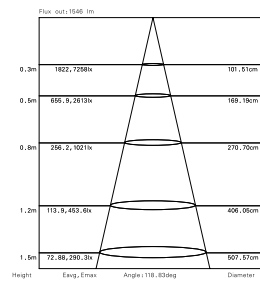
* Eg: LUX-6WIP20-50M-CW

* For 2700K add 'WW' / 4500K add 'CW' / 6500K add 'DL'

High Lumen 2835 LED Strips



Illuminance Distribution



IP rate IP20

DC 24V

CE

Dimmable

LM 80

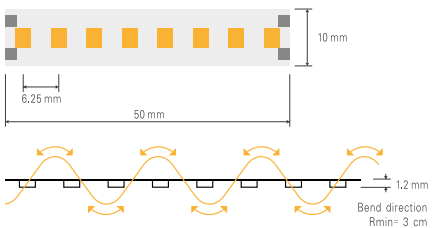
Ra 80/90

120°

5 years

SDCM <3

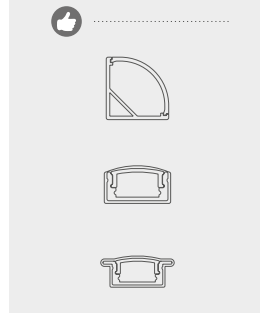
Dimensions & Available Lengths



Electrical & Output Data

Model No.	LUX-15WIP20-5M-WW	LUX-15WIP20-5M-CW
Strip length (mm/x LED)	50mm / 8 LED's	50mm / 8 LED's
Number LED/m	160	160
Voltage (V)	24V	24V
CCT	2700K	4500K
Ra	80	80
Beam Angle	120	120
Power (W/m)	14.4	14.4
Lumen (lm/m)	1,944	2,160
PCB Width (mm)	10	10
IP Rating	IP20	IP20
Installation	3M VHB Self Adhesive / Mounting Clips / Aluminium Profile	

Aluminium Profiles



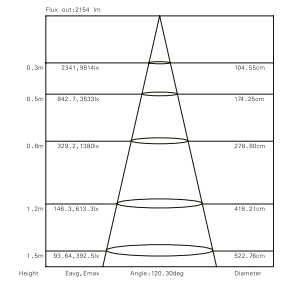
Light Efficiency & Lumen Output

Luminaire efficiency (4000k)	150lm/W @Ra80
LED color	Ra80
◇ = Popular Color	✗ = Niche Color
2700K	◇ 1944lm
4000K	◇ 2160lm

High Lumen 2835 LED Strips 5m Pack



Illuminance Distribution



IP rate IP20

DC 24V

CE

UL

Dimmable

LM 80

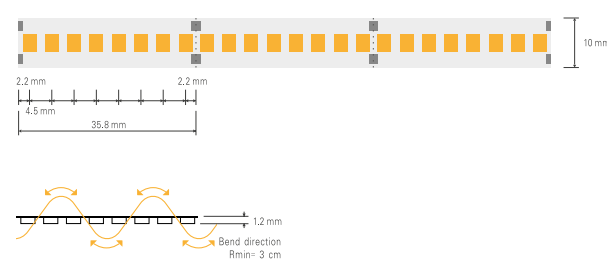
Ra 80/90

120°

3 years

SDCM <3

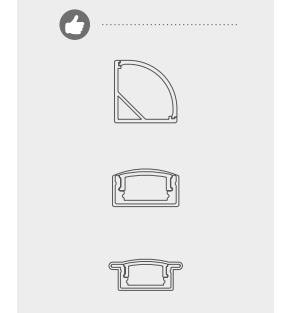
Dimensions & Available Lengths



Electrical & Output Data

Model No.	LUX-21WIP20-5M-WW	LUX-21WIP20-5M-DL
Strip length (mm/x LED)	35.8mm / 8 LED's	35.8mm / 8 LED's
Number LED/m	224	224
Voltage (V)	24V	24V
CCT	2700K	6000K
Ra	80	80
Beam Angle	120	120
Power (W/m)	20.2	20.2
Lumen (lm/m)	2,722	2,933
PCB Width (mm)	10	10
IP Rating	IP20	IP20
Installation	3M VHB Self Adhesive / Mounting Clips / Aluminium Profile	

Aluminium Profiles



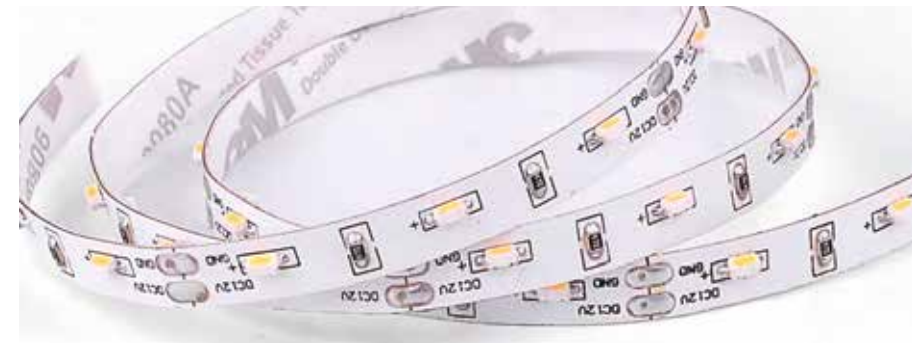
Light Efficiency & Lumen Output

Luminaire efficiency (3000k)	80lm/W @Ra90
LED color	Ra90
◇ = Popular Color	✗ = Niche Color
2700K	◇ 2722lm
6000K	◇ 2933lm

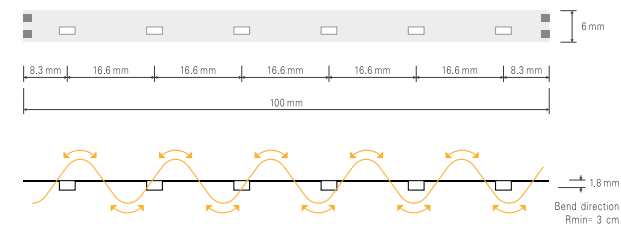
SMD3014 SERIES



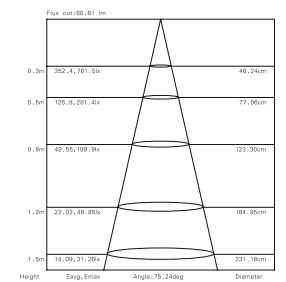
3014 SIDE VIEW LEDs (60 LEDs/m)



Dimensions & Available Lengths



Illuminance Distribution



Electrical & Output Data

Model No.	LUX-5WIP20SV-5M-WW	LUX-5WIP20SV-5M-CW
Strip length (mm/x LED)	100mm / 6 LED's	100mm / 6 LED's
Number LED/m	60	60
Voltage (V)	24V	24V
CCT	2700K	4000K
Ra	80	80
Beam Angle	120	120
Power (W/m)	5	4
Lumen (lm/m)	398	448
PCB Width (mm)	6	6
IP Rating	IP20	IP20
Installation	3M Self Adhesive / Mounting Clips / Aluminium Profile	

Light Efficiency & Lumen Output

Luminaire efficiency (3000k)	83lm/W @Ra80
LED color	Ra80
◇ = Popular Color	✕ = Special Color
2700K	◇ 398lm
4000K	◇ 448lm

SMD5050 SERIES

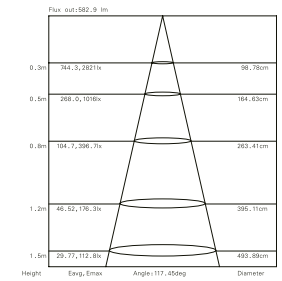


5050 TOP LEDs (60 LEDs/m)

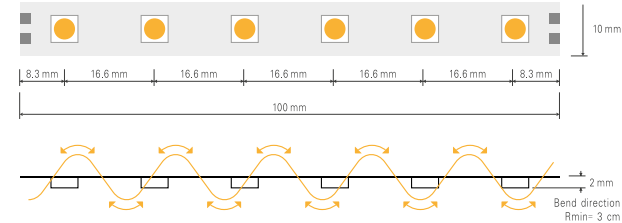
5050 LED Strip 5m Pack



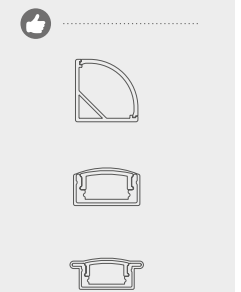
Illuminance Distribution



Dimensions & Available Lengths



Aluminium Profiles



Electrical & Output Data

Model No.	LUX-12WIP20-5M-**	LUX-12WIP65-5M-**
Strip length (mm/x LED)	100mm / 6 LED's	100mm / 6 LED's
Number LED/m	60	60
Voltage (V)	24V	24V
Ra	80	80
Beam Angle	120	120
Power (W/m)	11.52	11.52
Lumen (lm/m)	1,094	1,094
PCB Width (mm)	10	10
IP Rating	IP20	IP65
Installation	3M VHB Self Adhesive / Mounting Clips / Aluminium Profile	

Light Efficiency & Lumen Output

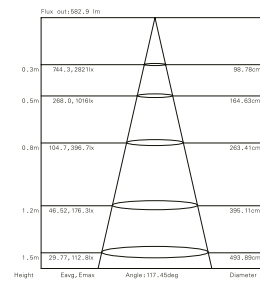
Luminaire efficiency (3000k)	95lm/W @Ra80
LED color	Ra80
◇ = Popular Color	✗ = Niche Color
2700K	◇ 1040lm
4000K	◇ 1094lm
6000K	◇ 1058lm

*2700K add 'WW' / 4500K add 'CW' / 6500K add 'DL' / Blue add 'BLU' / Red add 'RED' / Green add 'GRE' / Yellow add 'YEL' / Purple add 'PUR'.

5050 LED Strip 50m Roll



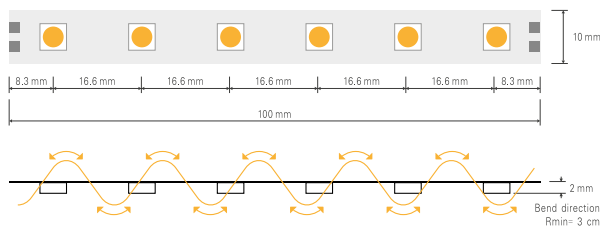
Illuminance Distribution



IP rate: IP20, IP65

DC 12/24V, CE, UL, Dimmable, LM 80, Ra 80/90, 120°, 3 years

Dimensions & Available Lengths



Electrical & Output Data

Model No.	LUX-12WIP20-50M-**	LUX-12WIP65-50M-**
Strip length (mm/x LED)	100mm / 6 LED's	100mm / 6 LED's
Number LED/m	60	60
Voltage (V)	24V	24V
Ra	80	80
Beam Angle	120	120
Power (W/m)	11.52	11.52
Lumen (lm/m)	1,094	1,094
PCB Width (mm)	10	10
IP Rating	IP20	IP65
Installation	3M VHB Self Adhesive / Mounting Clips / Aluminium Profile	

*2700K add 'WW' / 4500K add 'CW' / 6500K add 'DL'


Aluminium Profiles



Light Efficiency & Lumen Output

Luminaire efficiency (3000k)	95lm/W @Ra80
LED color	Ra80
◇ = Popular Color	✕ = Niche Color
2700K	◇ 1040lm
4000K	◇ 1094m
6000K	◇ 1058lm

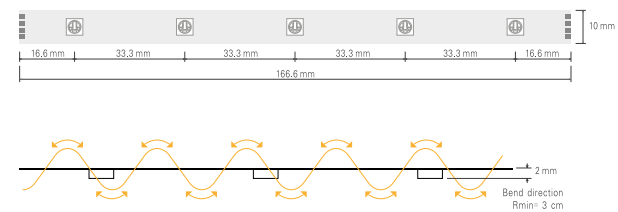
5050 RGB LED Strip 5m 30 LED



IP rate: IP20, IP65

DC 12/24V, CE, UL, Dimmable, LM 80, 120°, 3 years

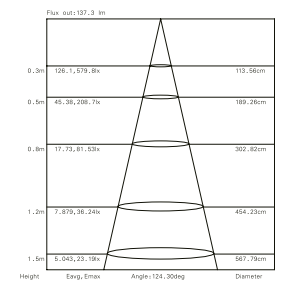
Dimensions & Available Lengths



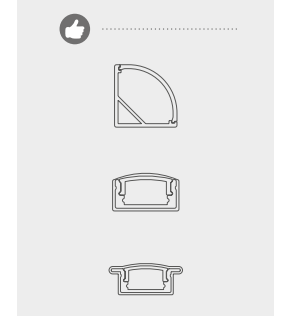
Electrical & Output Data

Model No.	LUX-7WIP20-5M-RGB	LUX-7WIP65-5M-RGB
Strip length (mm/x LED)	166.6mm / 5 LED's	166.6mm / 5 LED's
Number LED/m	30	30
Voltage (V)	24V	24V
Ra	80	80
Beam Angle	120	120
Power (W/m)	6.9	6.9
MCD	2000-2500	2000-2500
PCB Width (mm)	10	10
IP Rating	IP20	IP65
Installation	3M VHB Self Adhesive / Mounting Clips / Aluminium Profile	


Illuminance Distribution



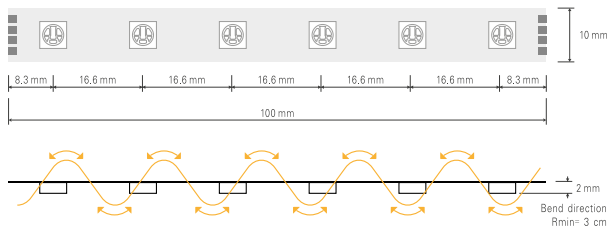
Aluminium Profiles



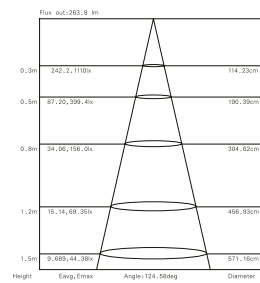
5050 RGB LED Strip 5M pack or 50m Roll 60 LED



Dimensions & Available Lengths



Illuminance Distribution



Electrical & Output Data

Model No.	LUX-12WIP20-**-RGB	LUX-12WIP65-**-RGB
Strip length (mm/x LED)	100mm / 6 LED's	100mm / 6 LED's
Number LED/m	60	60
Voltage (V)	24V	24V
Ra	80	80
Beam Angle	120	120
Power (W/m)	11.52	11.52
MCD	3500-4000	3500-4000
PCB Width (mm)	10	10
IP Rating	IP20	IP65
Installation	3M VHB Self Adhesive / Mounting Clips / Aluminium Profile	



Aluminium Profiles



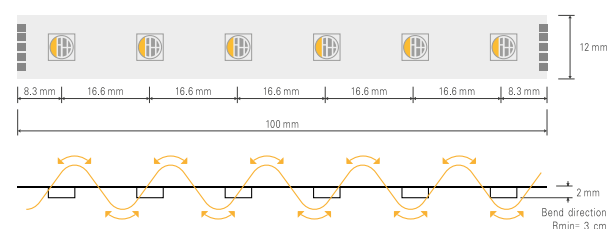
* For a 5m Pack add '5M' or '50M' for a 50m roll

RGBW SERIES

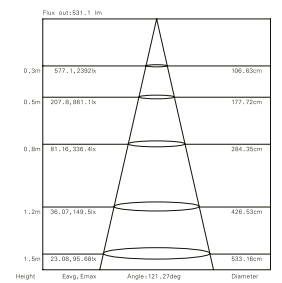
5050 4 in 1 RGBW LED Strip 5M pack or 50m Roll 60 LED



Dimensions & Available Lengths



Illuminance Distribution



Electrical & Output Data

Model No.	LUX-17WIP20-**-RGBW	LUX-17WIP65-**-RGBW
Strip length (mm/x LED)	100mm / 6 LED's	100mm / 6 LED's
Number LED/m	60	60
Voltage (V)	24V	24V
Ra	80	80
Beam Angle	120	120
Power (W/m)	17.2	17.2
MCD	3500-4000	3500-4000
PCB Width (mm)	12	12
IP Rating	IP20	IP65
Installation	3M VHB Self Adhesive / Mounting Clips / Aluminium Profile	

* For a 5m Pack add '5M' or '50M' for a 50m roll

IC STRIP SERIES

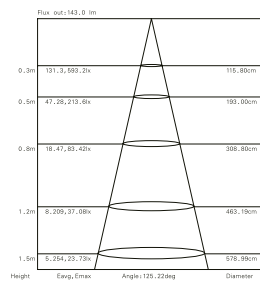
Digital SPI RGB Strip



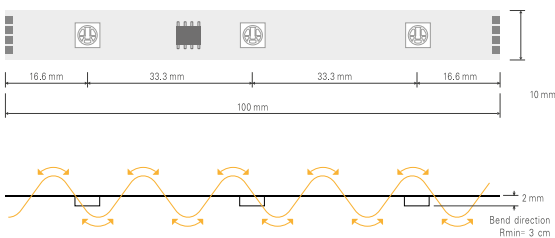
IP rate: IP20, IP65, IP66

DC 12V, CE, Dimmable, LM 80, 120°, 3 years

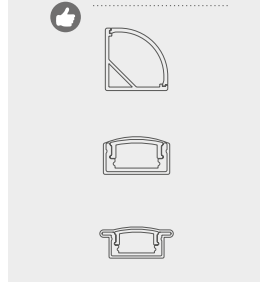
Illuminance Distribution



Dimensions & Available Lengths



Aluminium Profiles



Electrical & Output Data

Model No.	LUX-12V7WIP20RGB-SPI	LUX-12V7WIP65RGB-SPI	LUX-12V7WIP66RGB-SPI
Strip length (mm/x LED)	100mm / 3 LED's	100mm / 3 LED's	100mm / 3 LED's
Number LED/m	30	30	30
Voltage (V)	12V	12V	12V
Ra	80	80	80
Beam Angle	120	120	120
Power (W/m)	7.2	7.2	7.2
MDC	1000-1500	2000-2500	2000-2500
PCB Width (mm)	10	10	10
IP Rating	IP20	IP65	IP66
Installation	3M Self Adhesive / Mounting Clips / Aluminium Profile		

SMD3838 SERIES

RGB High Density Series



HIGH DENSITY SERIES

3838RGB-120-8mm-5m

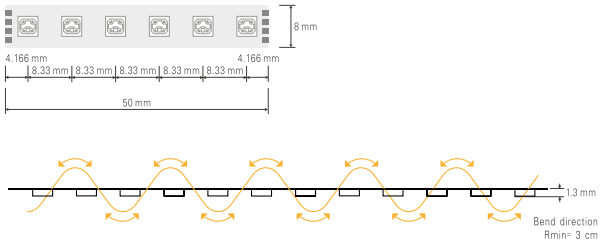


IP rate: IP20, IP65

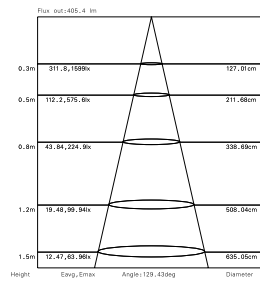
DC 24V, CE, Dimmable, LM 80, 120°, 3 years



Dimensions & Available Lengths



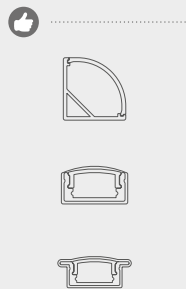
Illuminance Distribution



Electrical & Output Data

Model No.	LUX-13WIP20HD-5M-RGB	LUX-13WIP65HD-5M-RGB
Strip length (mm/x LED)	50mm / 6 LED's	50mm / 6 LED's
Number LED/m	120	120
Voltage (V)	24V	24V
Ra	80	80
Beam Angle	120	120
Power (W/m)	12.8	12.8
MCD	2500-3000	2500-3000
PCB Width (mm)	8	8
IP Rating	IP20	IP65
Installation	3M VHB Self Adhesive / Mounting Clips / Aluminium Profile	

Aluminium Profiles



RF CONTROLLER SERIES



Dimmer Remote



LUX-4ZDIM-RC

Working Frequency: 2.4GHz
 Working Voltage: AAA Battery(2pcs)
 Working Current: <20mA
 Remote Option: 4 zones
 RF Remote Distance: Max 30m
 Remote Size: L122*W53*H17.5(mm)
 Weight(N.W.): 135g

RGB/RGBW Remote



LUX-4ZRGBW-RC

Working Frequency: 2.4GHz
 Working Voltage: AAA Battery(2pcs)
 Working Current: <20mA
 Remote Option: 4 zones
 RF Remote Distance: Max 30m
 Remote Size: L122*W53*H17.5(mm)
 Weight(N.W.): 135g

RF CONTROLLER SERIES

Dimmer Remote



LUX-DIM-RC

Working Frequency: 2.4GHz
 Working Voltage: 3VDC(CR2032 Button cell)
 Working Current: <20mA
 Remote Option: Single zone
 RF Remote Distance: Max 30m
 Remote Size: L107*W58.5*H9(mm)
 Weight(N.W.): 34.7g

RGB/RGBW Remote



LUX-RGBW-RC

Working Frequency: 2.4GHz
 Working Voltage: 3VDC(CR2032 Button cell)
 Working Current: <20mA
 Remote Option: Single zoneRF
 Remote Distance: Max 30m
 Remote Size: L107*W58.5*H9(mm)
 Weight(N.W.): 34.7g

CTA Remote



LUX-CCTDIM-RC

Working Frequency: 2.4GHz
 Working Voltage: 3VDC(CR2032 Button cell)
 Working Current: <20mA
 Remote Option: Single zoneRF
 Remote Distance: Max 30m
 Remote Size: L107*W58.5*H9(mm)
 Weight(N.W.): 34.7g

Digital SPI RGB Remote



LUX-SPIC-RC

Working Frequency: 2.4GHz
 Working Voltage: 3VDC(CR2032 Button cell)
 Working Current: <20mA
 Remote Option: Single zoneRF
 Remote Distance: Max 30m
 Remote Size: L107*W58.5*H9(mm)
 Weight(N.W.): 34.7g

CONTROLLER SERIES

Dimming / CTA / RGB / RGBW Controller



LUX-SLV-VP-REC

Controller Type:
 Dimming/CTA/RGB/RGBW
 Working Frequency: 2.4GHz
 Input Voltage: 12-24VDC
 Current: 3A X 4CH
 Power: 12V<144W, 24V<288W
 Output type: PWM
 Size: L114*W38*H20(mm)
 Weight: (N.W.): 53gSW-VP



LUX-HSCONN1W

H shape
Suitable for single wire
18-22AWG




LUX-HSCONN

H shape
Suitable for double wires
18-22AWG

Code	Description	PCB Size	Code	Description	PCB Size
8MM IP20 LED Strip Connectors			10MM IP20 LED Strip Connectors		
8MM2CSTS-IP20	Strip to Strip Connector	8mm	10MM2CSTS-IP20	Strip to Strip Connector	10mm
8MM2CSTW-IP20	Strip to Wire Connector		10MM2CSTW-IP20	Strip to Wire Connector	
8MM IP65 LED Strip Connectors			10MM IP65 LED Strip Connectors		
8MM2CSTS-IP65	Strip to Wire Connector	8mm	10MM2CSTS-IP65	Strip to Wire Connector	10mm
8MM2CSTW-IP65	Strip to Wire Connector		10MM2CSTW-IP65	Strip to Wire Connector	

Code	Description	PCB Size	Code	Description	PCB Size
RGB IP20 LED Strip Connectors			RGBW IP20 LED Strip Connectors		
RGB-ST5-IP20	Strip to Strip Connector	10mm	RGBW-ST5-IP20	Strip to Strip Connector	12mm
RGB-STW-IP20	Strip to Wire Connector		RGBW-STW-IP20	Strip to Wire Connector	
RGB IP65 LED Strip Connectors			RGBW IP65 LED Strip Connectors		
RGB-ST5-IP65	Strip to Wire Connector	10mm	RGBW-ST5-IP65	Strip to Wire Connector	12mm
RGB-STW-IP65	Strip to Wire Connector		RGBW-STW-IP65	Strip to Wire Connector	



LUX-TSCONN1W

T shape
Suitable for single wire
18-22AWG



LUX-TSCONN

T shape
Suitable for double wires
18-22AWG

* Please note, connectors are rated at 4 amps.
If the run of strip you require exceeds this, please make a soldered connection so not to void any warranty.

ALUMINIUM PROFILE FOR LED STRIPS

www.luxliteuk.com

Aluminium profile is the best way to finish an install off, leaving a professional finish every time. Not only that, but the Aluminium also acts as a heat sink, drawing the heat away and prolonging the life of your LED's.

Code	Length	Diffuser	Size (mm)
Surface Flat Aluminium Profile c/w end caps & Mounting Clips			
SFPOC-2M	2m	Opal	17.3 x 8
SFPCC-2M		Clear	
Surface Corner Aluminium Profile c/w end caps & Mounting Clips end caps & Mounting Clips			
SCPOC-2M	2m	Opal	16 x 16
SCPCC-2M		Clear	
SCPSQOC-2M		Opal	
Recessed Aluminium Profile c/w Opal Cover, end caps			
SRPOP-2M	2m	Opal	17.3 x 7
SRPCC-2M		Clear	
Surface Aluminium Profile c/w end caps & Mounting Clips for Twin Strips			
SFPDWOC-2M	2m	Opal	23.5 X 9.75
SFPDWCC-2M		Clear	


*Please note, LED profiles can be custom built to include LED strips at desired length.



SPECIALIST PROFILES FOR LED STRIPS

LuxLite
— LED Solutions —

Code	Length	Diffuser	Size (mm)
Waterproof IP66 Aluminium Profile c/w end caps & mounting clips			
SIPPOC-2M	2m	Opal	18.9 x 9.6
Plaster-In Aluminium Profile c/w end caps			
SPIPOC-2M	2m	Opal	55.5 x 15



ALUMINIUM PROFILE ACCESSORIES

Code	Description
Accessories for Slim profiles SFPOC-2M & SFPCC-2M Only	
SFP-90	Right angled connector for surface flat profile
SFP-INL	In-Line coupler for surface flat profile
Accessories for Corner profiles SCPOC-2M & SCPCC-2M Only	
SCP-90	Right angled connector for surface corner profile
SCP-INL	In-Line coupler for surface corner profile

*Please note, connectors are for use with listed profiles only.



24V IP67 LED DRIVERS

www.luxliteuk.com

Our range of 24V constant voltage LED drivers come IP67 as standard, and are suitable for both internal & external applications.

Code	Description	Dimensions (mm)
24V LED Drivers IP67		
20WCVD-24	20W CONSTANT VOLTAGE IP67 24V LED DRIVER	23x33x170
30WCVD-24	30W CONSTANT VOLTAGE IP67 24V LED DRIVER	
40WCVD-24	40W CONSTANT VOLTAGE IP67 24V LED DRIVER	
60WCVD-24	60W CONSTANT VOLTAGE IP67 24V LED DRIVER	30x54x142
100WCVD-24	100W CONSTANT VOLTAGE IP67 24V LED DRIVER	30x50x225
150WCVD-24	150W CONSTANT VOLTAGE IP67 24V LED DRIVER	30x50x242
200WCVD-24	200W CONSTANT VOLTAGE IP67 24V LED DRIVER	30x50x326
250WCVD-24	250W CONSTANT VOLTAGE IP67 24V LED DRIVER	45x90x224



8W DIMMABLE, IP65 LED FIRE RATED DOWNLIGHT, CCT SWITCHABLE

Our CCT switchable LED Downlight is 30/60/90 minute Fire Rated, IP65 & Dimmable as standard. It comes in two pack options, with 'white bezel only' or with all 3 bezels included. (White, Polished Chrome & Satin Nickel). The switch to change the CCT is under the bezel to make it easier to change once fitted, & is also equipped with press fit, screwless terminals for ease of installation.



Press fit screwless terminal block, loop in/loop out.
Ease and speed of installation.
Approve 0.75mm wire.



Press fit wire guard clamp.
Ensure no movement of the wire, comply with safety standard.

Code	Watts	Colour	Lumen	Beam Angle	Cut Out	Depth x Dia
CCT 8W DIM IP65 - 30/60/90 Minute Fire Rated Downlight with WHITE Bezel Only						
CIPCOB8W-CCTW	8W	2700/4000/6500K	680	38	75	88 x 83mm
CCT 8W DIM IP65 - 30/60/90 Minute Fire Rated Downlight with All 3 Bezels (WHT/PC/SN)						
CIPCOB8W-CCT3	8W	2700/4000/6500K	680	38	75	88 x 83mm



LED REPLACEMENT LAMPS



LED TUBES - T5 AND T8 REPLACEMENTS

SINGLE-END FEED



All our LED Tubes are single entry power input, so live & neutral are at one end for extra safety. All existing control gear must be removed.

Code	Watts	Colour	Lumen	Size	Cap
T5 Internal Driver					
LED1FT6CWT5	6W			1ft	
LED2FT8CWT5	8W		1000	2ft	
LED3FT13CWT5	13W		1300	3ft	
LED4FT18CWT5	18W	4500K	1800	4ft	G5
LED5FT22CWT5	22W		2200		
LED5FT25CWT5	25W		2500	5ft	
LED5FT30CWT5	30W		2900		
T8 Internal Driver					
T2FT10W-27	10W	2700K	1000	2ft	G13
T2FT10W-45		4500K			
T3FT13W-27	13W	2700K	2000	3ft	
T3FT13W-45		4500K			
T4FT20W-27	20W	2700K	3000	4ft	
T4FT20W-45		4500K			
T4FT20W-65		6500K			
T5FT25W-27		2700K			
T5FT25W-45	25W	4500K	2500	5ft	
T5FT25W-65		6500K			
T6FT30W-27	30W	2700K	3000	6ft	
T6FT30W-45		4500K			
T6FT30W-65		6500K			
T8FT36W-65		36W			6500K

*Emergency options available.

CMH REPLACEMENT LAMPS



Code	Watts	Colour	Lumen	Cap	Dimensions
10WG8.5CW	10W	4500K	1000	G8.5	Ø25 x 105mm
10WG12CW				G12	Ø30 x 118mm

* All existing gear must be removed. Main supply direct to the lamp.

LED STRIP LAMPS



Code	Watts	Colour	Lumen	Cap	Size (mm)
Strip Light					
4WS15221WWW	4W	2700K	280	S15	221
4WS15221CW		4500K	300		
6WS15284WWW	6W	2700K	420	S15	284
6WS15284CW		4500K	450		
Architectural Light					
5WS14DWWW	5W	2700K	420	S14D	300
5WS14SWWW				S14S	
8WS14DWWW	8W	2700K	660	S14D	500
8WS14SWWW				S14S	

COLOURED LED GU10'S



Code	Watts	Colour	Lumen	Cap	Voltage
4WGU10BLU	4W	Blue	250	GU10	100-240V
4WGU10RED		Red			
4WGU10YEL		Yellow			
4WGU10GRE		Green			
4WGU10AMB		Amber			

LED PYGMY

Code	Watts	Colour	Lumen	Cap	Dimensions
1.5WPYE1427	1.5W	2700K	100lm	SES	Ø22 x 50mm
1.5WPYE1445		4500K			
1.5WPYBA1527		2700K		SBC	
1.5WPYBA1245		4500K			



LED G4 DIMMABLE

Code	Watts	Colour	Lumen	Cap	Dimensions	Voltage
LEDG41.5VWD	1.5W	2700K	105	G4	Ø10.2 x 32mm	12V AC/DC
LEDG41.5CWD		4500K	110			
LEDG41.5DLD		6500K	115			



LED G9

Code	Watts	Colour	Lumen	Cap	Dimensions	Voltage
1.5W						
LEDG91.5WWW	1.5W	2700K	90	G9	Ø15 x 36mm	220-240V AC/DC
LEDG91.5CW		4500K	100			
LEDG91.5DL		6500K	110			
3W						
LEDG93WWW	3W	2700K	210	G9	Ø16 x 38mm	220-240V AC/DC
LEDG93CW		4500K	220			
LEDG93DL		6500K	230			
4W Dimmable						
LEDG94WWD	4W	2700K	360	G9	Ø16 x 50mm	220-240V AC/DC
LEDG94CWD		4500K	380			
LEDG94DLD		6500K	390			

STAINLESS STEEL RANGE



Code	Description	Voltage	Dimensions	Base
LUX-SSDL-GU10	S/Steel Wall Down Light	220-240V	60 x 92 x 110mm	GU10
LUX-SSADL-GU10	S/Steel Adjustable Wall Light		60 x 92 x 132mm	
LUX-SSUDL-GU10	S/Steel Wall Up & Down Light		60 x 92 x 160mm	
LUXSSPUDL-GU10	S/Steel PIR Wall Up & Down Light		60 x 115 x 210mm	

BLACK RANGE



Code	Description	Voltage	Dimensions	Base
LUX-BDL-GU10	Black Wall Down Light	220-240V	60 x 92 x 110mm	GU10
LUX-BADL-GU10	Black Adjustable Wall Light		60 x 92 x 132mm	
LUX-BUDL-GU10	Black Wall Up & Down Light		60 x 92 x 160mm	
LUX-BPUDL-GU10	Black PIR Wall Up & Down Light		60 x 115 x 210mm	



Units 17-18 Matrix Way
Buckshaw Village
PR7 7NA

www.luxliteuk.com
sales@Luxliteuk.com

Tel: +44 (0)1253 890 211